

DC5050

The DELTRON[®] NXT™ DC5050 Premium Glamour Clearcoat is specifically formulated for exceptional gloss, ease of application, easy buffability and exceptional hold out.

DC5050 provides users with industry-leading application and gloss. It is designed for use over *Deltron NXT* Basecoat (see data sheet P251) and ENVIROBASE[®] High Performance Basecoat (EB143).



Features & Benefits

- Easy application
- High solids
- Excellent gloss
- Premium force dry clear

Compatible Surfaces

DC5050 may be applied over:

- *Deltron NXT* (NXT) Basecoat
- *Envirobase* High Performance (EHP) Basecoat

Required Products

Hardener

- DCH3070* Low Temp Hardener 60-75°F (16-24°C)
- DCH3085 Medium Temp Hardener 75-95°F (24-35°C)
- DCH3095 Hi Temp Hardener 95°F (35°C) and above
- DCH3098 Ultra Hi Temp Hardener 95°F (35°C) and up

*More applicable for small parts

Use only DCH3085, DCH3095 and DCH3098 over *Envirobase* High Performance

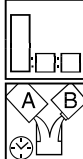











Reducers

- DT1565 Fast Thinner (55-65°F)
- DT1575 Medium Thinner (65-77°F)
- DT1585 Slow Thinner (77-90°F)
- DT1595 Very Slow Thinner (95+°F)
- DT1598 Ultra Slow Thinner (98+°F)

Surface Preparation:



- Wash all surfaces to be painted with soap and water, then apply the appropriate ONECHOICE[®] or *Deltron NXT* cleaner. Ensure the substrate is thoroughly cleaned and dried both before and after application work.
- Wet sand with US 500-600 / European P800-P1200 grade paper or dry sand with US 400-500 / European P600-P800 grade paper.
- Wash off residue and dry thoroughly before recleaning with appropriate cleaner. The use of SX1070 *OneChoice* tack rag is recommended.
- Refer to the Product Information Bulletin of the color system for its application, dry times, and blend recommendations

<p>Mix Ratio & Pot Life:</p>		<table style="width: 100%; border-collapse: collapse;"> <tr> <td style="text-align: center;">DC5050</td> <td style="text-align: center;">:</td> <td style="text-align: center;">DCH30XX Hardener</td> <td style="text-align: center;">:</td> <td style="text-align: center;">DT15XX Reducer</td> </tr> <tr> <td style="text-align: center;">3</td> <td style="text-align: center;">:</td> <td style="text-align: center;">1</td> <td style="text-align: center;">:</td> <td style="text-align: center;">1</td> </tr> </table> <p>Pot Life: 4 hours at 68°F (20°C)</p>	DC5050	:	DCH30XX Hardener	:	DT15XX Reducer	3	:	1	:	1
DC5050	:	DCH30XX Hardener	:	DT15XX Reducer								
3	:	1	:	1								
<p>Additives:</p>		<p>SU4985 Matting Agent See <i>OneChoice</i> OC-2</p> <p>SL814 Flexibilizer : $\frac{DC5050}{2} : \frac{DCH30XX}{1} : \frac{DT15XX}{1} : \frac{SL814}{1}$</p>										
<p>Air Pressure & Spray Gun Setup:</p>		<p>HVLP: 8-10 psi at the air cap Compliant: 29-40 psi at the gun Gun Setup: 1.2-1.5 mm or equivalent</p> <p>Note: For best overall results, refer to spray gun manufacturer's recommendations for inlet air pressures.</p> <p><i>Refer to Document DOX44NXT for optimized gun setting for the most popular spray guns in the field.</i></p>										
<p>Application:</p>		<p>Apply: 2 coats Total dry film build per coat: 1.2-1.4 mils Maximum dry film build: 3.0 mils</p> <p>Note: Spray the first coat like you want the last coat to look.</p>										
<p>Drying Times:</p>	    	<p>Between Coats: 5-10 minutes at 68°F (20°C) Dust Free: 60-90 minutes at 68°F (20°C) Dry to Handle: 4-5 hours at 68°F (20°C) Tape Time: Over night at 68°F (20°C) 1 hour cool down at 140°F (60°C)</p> <p>Air Dry: Over night at 68°F (20°C)</p> <p>Force Dry: *</p> <table style="width: 100%; border-collapse: collapse;"> <tr> <td style="text-align: left;">Purge:</td> <td style="text-align: right;">0-5 minutes</td> </tr> <tr> <td style="text-align: left;">DCH3070:</td> <td style="text-align: right;">20 minutes at 140°F (60°C)</td> </tr> <tr> <td style="text-align: left;">DCH3085/3095/3098:</td> <td style="text-align: right;">30 minutes at 140°F (60°C)</td> </tr> </table> <p>IR (Infrared):</p> <table style="width: 100%; border-collapse: collapse;"> <tr> <td style="text-align: left;">Medium Wave:</td> <td style="text-align: right;">45 minutes</td> </tr> <tr> <td style="text-align: left;">Short Wave:</td> <td style="text-align: right;">25 minutes</td> </tr> </table> <p>*Note: All force dry times are quoted for metal temperature. Additional time must be allowed during force dry to allow metal to reach recommended temperature.</p>	Purge:	0-5 minutes	DCH3070:	20 minutes at 140°F (60°C)	DCH3085/3095/3098:	30 minutes at 140°F (60°C)	Medium Wave:	45 minutes	Short Wave:	25 minutes
Purge:	0-5 minutes											
DCH3070:	20 minutes at 140°F (60°C)											
DCH3085/3095/3098:	30 minutes at 140°F (60°C)											
Medium Wave:	45 minutes											
Short Wave:	25 minutes											
<p>Polishing:</p>		<p>Use a 3-step process:</p> <ol style="list-style-type: none"> 1. After bake cycle and 1 hour cool down, use a premium wool pad with a minor cutting compound. 2. Follow with a medium foam pad with machine glaze. 3. Use a soft foam pad with a fine glaze to remove any minor imperfections. 										
<p>Overcoat / Recoat:</p>	 	<p>Recoat Time: 16 hours at 68°F (20°C) or after force dry and cool down. DC5050 must be sanded before recoating with primer, color or clear.</p> <p>Grade Wet: European P800-P1200 / US 500-600 Grade Dry: European P600-P800 / US 400-500</p> <p>Recoating times will be extended at lower temperatures.</p>										
<p>Equipment Cleaning:</p>	<p>Spray guns, gun cups, storage pots, etc., should be cleaned thoroughly after each use with any appropriate PPG general purpose solvent.</p>											


RTS Combinations	DC5050 : DCH30XX : DT15XX	DC5050 : DCH30XX : DT15XX : SL814
Volume Ratio	3 : 1 : 1	2 : 1 : 1 : 1
VOC Actual (g/L)	470-475	492-496
VOC Actual (lbs./ US gal.)	3.92-3.96	4.11-4.14
VOC Regulatory (less water, less exempt (g/L)	489-492	509-513
VOC Regulatory (less water, less exempt (lbs./ US gal.)	4.08-4.11	4.25-4.28
Density (g/L)	958-970	952-961
Density (lbs./ US gal)	8-8.09	7.95-8.02
Solids wt. %	47.8-47.9	45.6-45.7
Solids vol. %	41.2-41.8	39.3-39.8
Sq. Ft. Coverage at 1 mil. at 100% transfer efficiency	661-670	630-638

See Safety Data Sheet and Labels for additional safety information and handling instructions.

Important: The contents of this package must be blended with other components before the product can be used. Before opening the packages, be sure you understand the warning messages on the labels of all components since the mixture will have the hazards of all its parts. Improper spray technique may result in a hazardous condition. Follow spray equipment manufacturer's instructions to prevent personal injury or fire. Follow directions for respirator use. Wear eye and skin protection. Observe all applicable precautions.

EMERGENCY MEDICAL OR SPILL CONTROL INFORMATION (412) 434-4515; IN CANADA (514) 645-1320

Materials described are designed for application by professional, trained personnel using proper equipment and are not intended for sale to the public. Products mentioned may be hazardous and should only be used according to direction, while observing precautions and warning statements listed on label. Statements and methods described are based upon the best information and practices known to PPG Industries. Procedures for applications mentioned are suggestions only and are not to be construed as representations or warranties as to performance, results, or fitness for any intended use, nor does PPG Industries warrant freedom from patent infringement in the use of any formula or process set forth herein.



PPG automotive refinish
 19699 Progress Drive
 Strongsville, OH 44149
 800.647.6050

PPG Canada Inc.
 2301 Royal Windsor Drive, Unit #6
 Mississauga, Ontario L5J 1K5
 888.310.4762

Follow us online:
www.ppgrefinish.com   

The PPG Logo, We protect and beautify the world, Deltron, Envirobase and OneChoice are registered trademarks, and Deltron NXT is a trademark of PPG Industries Ohio, Inc. © 2022 PPG Industries, Inc. All rights reserved.